

SUICIDE
PREVENTION
HUB



BLMK SUICIDE PREVENTION NETWORK MEETING

September 2024



Luton

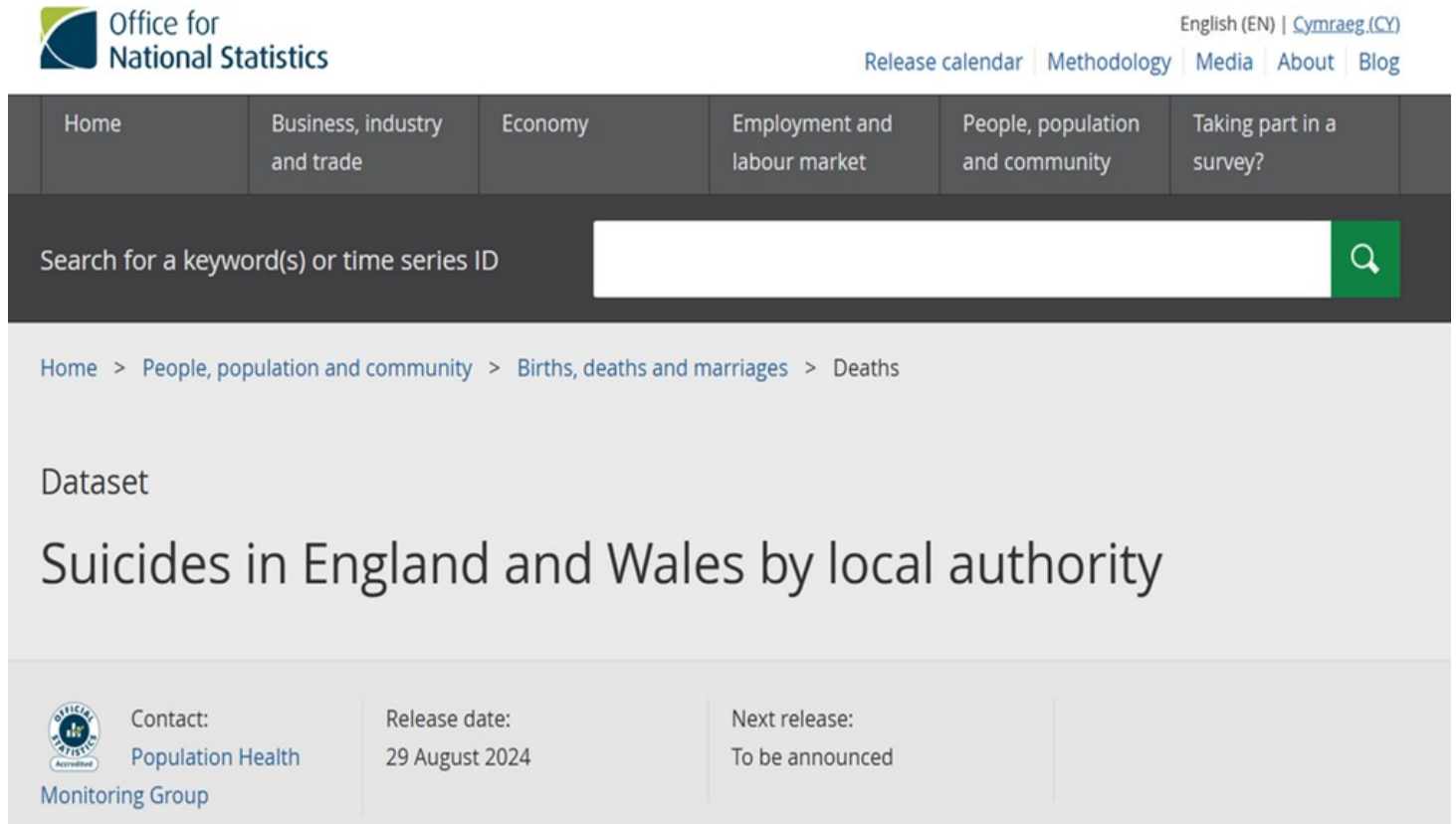


Milton Keynes
City Council


Emma Bates

Public Health Principal –
Mental Health and
Wellbeing

Public Health Shared Service



The screenshot shows the Office for National Statistics website. At the top left is the logo and name 'Office for National Statistics'. To the right, there are links for 'English (EN) | Cymraeg (CY)', 'Release calendar', 'Methodology', 'Media', 'About', and 'Blog'. Below this is a navigation bar with categories: 'Home', 'Business, industry and trade', 'Economy', 'Employment and labour market', 'People, population and community', and 'Taking part in a survey?'. A search bar is located below the navigation bar with the placeholder text 'Search for a keyword(s) or time series ID' and a green search icon. The breadcrumb trail reads: 'Home > People, population and community > Births, deaths and marriages > Deaths'. The main heading is 'Dataset' followed by 'Suicides in England and Wales by local authority'. At the bottom, there is a table with three columns: 'Contact:', 'Release date:', and 'Next release:'. The 'Contact:' column includes the 'OFFICIAL STATISTICS Accredited' logo and the text 'Population Health Monitoring Group'. The 'Release date:' column shows '29 August 2024'. The 'Next release:' column shows 'To be announced'.

Contact:	Release date:	Next release:
 Population Health Monitoring Group	29 August 2024	To be announced

Suicide rates

Suicide rates in England and Wales reach highest level since 1999

Samaritans charity calls on government to invest in suicide prevention as it has with smoking reduction

Robert Booth Social affairs correspondent

Thu 29 Aug 2024 20.23 BST

Share



Three-quarters of the 6,069 pe

UK NEWS WEBSITE OF THE YEAR 2024

Female suicide rate hits 30-year high

Rising toll is 'deeply disturbing', says mental health charity chief



Michael Searles Health Correspondent. Ollie Corfe



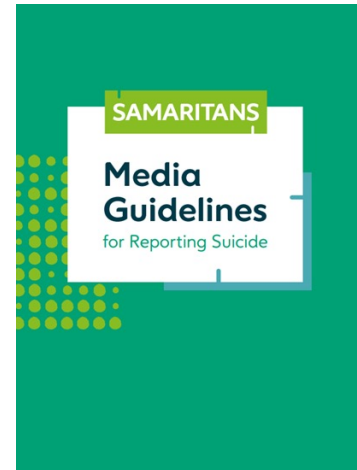
Suicide is the biggest killer of young lives in this country... And the rate is going up. Our mission must be, and will be, to get it down.

SIR KEIR STARMER, 22 MAY 2023.

- There were 6,069 suicides registered in England and Wales (11.4 deaths per 100,000 people) in 2023; this is an increase compared with 2022 (10.7 deaths per 100,000, or 5,642 deaths) **and the highest rate seen since 1999.**
- The suicide rate for males in England and Wales increased to 17.4 deaths per 100,000 in 2023, from 16.4 deaths per 100,000 in 2022; **this is the highest rate for males since 1999.**
- The suicide rate for females in England and Wales increased to 5.7 deaths per 100,000 in 2023, from 5.4 deaths per 100,000 in 2022; **this is the highest rate for females since 1994.**
- The age-specific suicide rate was highest for **males aged 45 to 49 years** (25.5 deaths per 100,000), and for **females aged 50 to 54 years** (9.2 deaths per 100,000).
- London had the lowest rate of any region in England (7.3 deaths per 100,000); the highest rate was in the North West (14.7 deaths per 100,000).
- Comparing 2022 and 2023 registrations, the number of suicides increased 17.9% in the North West, 15.1% in the North East and 14.3% (80 registrations) in the East of England (the East of England also saw an increase of 71 registrations or 14.5% between 2021 and 2022.)

East of England:

- Highest increases in East of England: In Hertfordshire from 81 registrations in 2022 to 119 in 2023, an increase of 39 or 47%. Essex saw an increase of 31 registrations or 27% from 112 registrations in 2022 to 143 in 2023.



ONS latest release

DHSC statement

"Every suicide is a tragedy, and these figures show a clearly worrying trend, which this government is committed to reversing. We know that people with mental health issues are not getting the support or care they need. That's why we will fix our broken health system to ensure that we give mental health the attention and focus it deserves.

"Alongside acting to improve mental health support, we will work across government to tackle the underlying causes of unequal health outcomes including suicide, across the country.

The screenshot shows the Office for National Statistics (ONS) website. At the top left is the ONS logo and name. On the top right, there are links for 'English (EN) | Cymraeg (CY)', 'Release calendar', 'Methodology', 'Media', 'About', and 'Blog'. Below this is a navigation menu with tabs for 'Home', 'Business, industry and trade', 'Economy', 'Employment and labour market', 'People, population and community', and 'Taking part in a survey?'. A search bar is located below the navigation menu, with the text 'Search for a keyword(s) or time series ID' and a magnifying glass icon. The breadcrumb trail reads: 'Home > People, population and community > Births, deaths and marriages > Deaths'. The main heading is 'Dataset' followed by 'Suicides in England and Wales by local authority'. At the bottom, there is a table with three columns: 'Contact: Population Health Monitoring Group', 'Release date: 29 August 2024', and 'Next release: To be announced'.


Home	Business, industry and trade	Economy	Employment and labour market	People, population and community	Taking part in a survey?
------	------------------------------	---------	------------------------------	----------------------------------	--------------------------

Search for a keyword(s) or time series ID

Home > People, population and community > Births, deaths and marriages > Deaths

Dataset

Suicides in England and Wales by local authority

 Contact: Population Health Monitoring Group	Release date: 29 August 2024	Next release: To be announced
--	---------------------------------	----------------------------------

Key points on suicide data [Why suicide data can lead us astray – Full Fact](#)

- When the ONS talks about the “suicide rate”, it means the rate at which suicides are being **registered**, not the rate at which they’re happening. It’s an important distinction that is often lost.
- “beyond all reasonable doubt” - “on the balance of probabilities”
- Complicating matters further, a [change in the rules in July 2018](#) also makes it difficult to rely on comparisons that reach back into the years before that.
- Often seen trends in suicide oversimplified by [politicians](#) and [in newspapers](#).




Suicide is the biggest killer of young lives in this country... And the rate is going up. Our mission must be, and will be, to get it down.

SIR KEIR STARMER, [22 MAY 2023](#).



Key points on suicide data [Why suicide data can lead us astray – Full Fact](#)



Is suicide becoming more common ?

- There were more suicides per person in the 1980's than there are now
- There is the question of which suicide rate we ought to look at: figures are available both by date of registration and by date of occurrence.
- Suicides are both tragic and complex, meaning there is often a delay of months or even years between a death occurring and its subsequent registration as a suicide by a coroner. Of the 6,069 suicide registrations in 2023, only [39% concerned deaths that happened in that year](#).
- The rise in registrations in 2023 might mean there's been a rise in the number of suicides. Or it might mean that coroners' courts have been catching up with a large number of older cases. Or both might be true at the same time.
- [Near to real-time suspected suicide surveillance](#), was launched in England in 2023, and may become more useful for understanding recent suicide trends in future.
- **Any suicide rate is too high** - *Chair of the National Suicide Prevention Strategy Advisory Group, [Professor Louis Appleby](#)*